HIGH PRESSURE PUMPS

PERFORMANCE & SPECIFICATIONS

SCAN TO LEARN MORE
SANDPIPERPUMP.COM/HIGHPRESSUREPUMPS

Air-Powered Single Diaphragm High Pressure Metallic Pumps deliver discharge pressure twice the inlet pressure, up to 250 PSI (17.2 BAR). Designed for filter press feed and applications requiring higher discharge pressures. Available in Aluminum, Cast Iron and Stainless Steel with various elastomer options.

The Blagdon N25 and N50 High Pressure Pumps provide enhanced power in applications where pressure is paramount and flow rate is an issue. Using two air chambers to double the air per stroke, these pumps achieve discharge pressure up to 238 PSI (16 Bar) with flow rates as high as 30 GPM (114 LPM) for N25 and as high as 90 GPM (341 LPM) with N50.

Maximum Flow Control
High pressure capabilities allow for optimum control.

Heavy Duty
Bolted construction and made with robust materials.

Unique Orientation
Single end discharge and suction available.

Reliability
Tested to ensure the long lasting performance.

Non-Freezing, Non-Stalling
Patented air valve will never unexpectedly stop.

ONLY High Pressure Flap Valve Pump in the WORLD

Also Capable of Meeting Standards for CSA Certification.



2" 50mm EH2-M / GH2-M Metallic Performance

Capable of meeting standards for CSA Certification

MAX FLOW	PORTING	AIR END	WET END
• 62 GPM (235 LPM)	• NPT / BSP	• Aluminum	• Aluminum • Stainless Steel

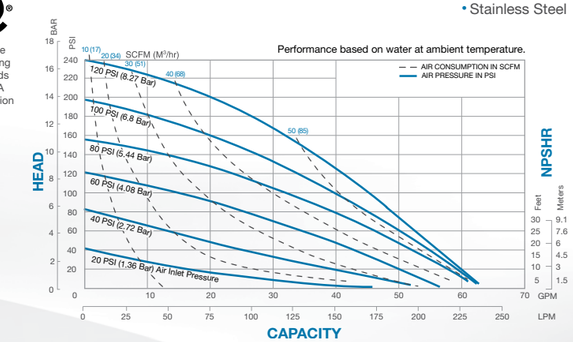

1" 25mm N25 Metallic Performance

MAX FLOW	PORTING	AIR END	WET END
• 30 GPM (114 LPM)	• NPT / BSP	• Aluminum	• Aluminum • Stainless Steel

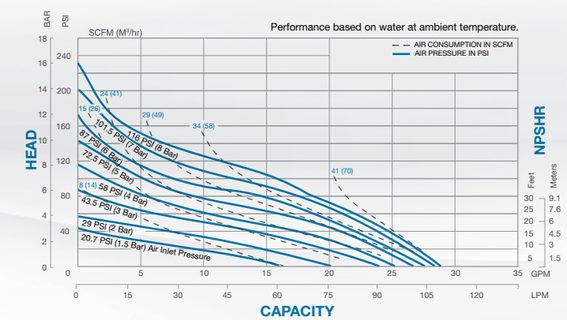

2" 50mm SH2-M Metallic Performance

EXCLUSIVE SANDPIPER FEATURE

MAX FLOW	PORTING	AIR END	WET END
• 62 GPM (235 LPM)	• NPT / BSP	• Aluminum	• Aluminum • Stainless Steel

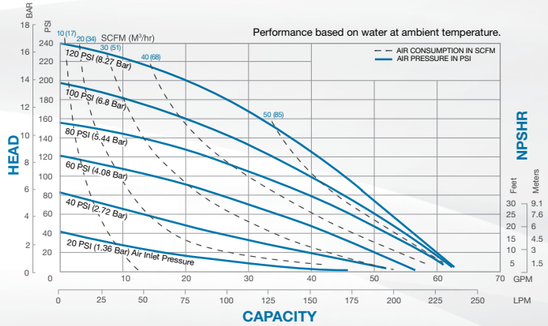

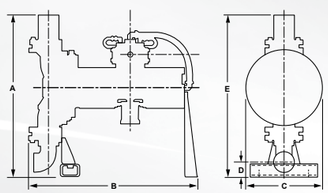

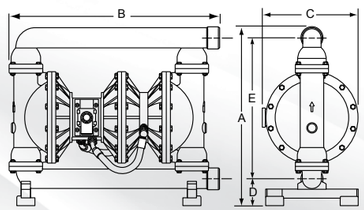

2" 50mm N50 Metallic Performance

MAX FLOW	PORTING	AIR END	WET END
• 90 GPM (341 LPM)	• NPT / BSP	• Aluminum	• Aluminum • Stainless Steel

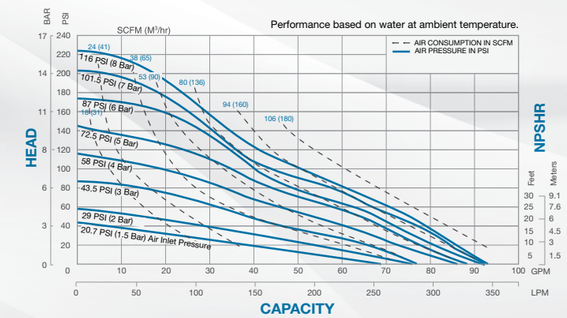

SPECIFICATIONS

PUMP MODELS	A Height	B Width	C Depth	D Bottom of Base to Center Line of: Suction	E Bottom of Base to Center Line of: Discharge		Connection Style	Pipe Size	Displacement Per Stroke	Max Flow Per Minute	Max Solids Handling	Max Fluid Discharge Pressure	Max Air/ Gas Inlet Pressure
	inches (mm)	inches (mm)	inches (mm)	inches (mm)	inches (mm)			inch (mm)	gal (liter)	gal (liter)	inch (mm)	psi (bar)	psi (bar)
EH2-M/GH2-M	25 (635)	25.81 (656)	11.75 (298)	2.18 (56)	25 (635)		2" NPT	2 (50)	.30 (1.1)	62 (235)	.25 (6)	250 (17)	125 (8.6)
SH2-M	18.56 (471)	26.87 (683)	11.37 (289)	11.47 (291)	5.34 (136)		2" NPT	2 (50)	.30 (1.1)	62 (235)	2 (50)	250 (17)	125 (8.6)
N25	15.94 (405)	18.27 (464)	11.02 (280)	1.97 (50)	14.95 (380)		1" BSP	1 (25)	.13 (.5)	30 (125)	.13 (3)	232 (16)	117 (8)
N50	24.41 (620)	28.70 (729)	13.07 (332)	3.66 (93)	22.95 (583)		2" BSP	2 (50)	.42 (1.9)	75 (341)	.25 (6)	232 (16)	117 (8)

Dimensional Tolerance: ±1/8" (± 3mm) • See service manual for complete specifications.