

# Domestic Pressure Systems



## PRESFLO

This electronic pressure-flow-regulator starts and stops the pump to which it is fitted. It substitutes traditional pressure switch / surge tank systems while offering several advantages such as: flow control, pump protection and reduced dimensions.

- Dry run protection
- Pressure and flow sensor
- Pressure gauge
- Auto reset
- Built in non-return valve

## PRESSURE SWITCH & TANK

In the pressure tank system, the tank holds a reserve of water. When the reserve has been used, the switch detects a pressure drop and starts the pump. Simple and reliable method for controlling a pressure pump system with:

- 18 litre tank
- Pressure switch
- Includes non-return valve

Featuring modern, high efficiency Lowara pumps manufactured to the highest standards, our pressure systems deliver efficient and powerful performance to match any domestic water requirement.

They are assembled, tested and ready to install.

## Features

- Advanced design and materials
- Easily installed
- Highly corrosion resistant
- Quiet, compact and efficient
- 2 year warranty

## Applications

- Domestic water pressure systems
- Residential and commercial buildings
- Water supply
- Irrigation
- Pressure boosting



These systems can be used with the AcquaSaver water diversion valve.







## PRESFLO MULTI

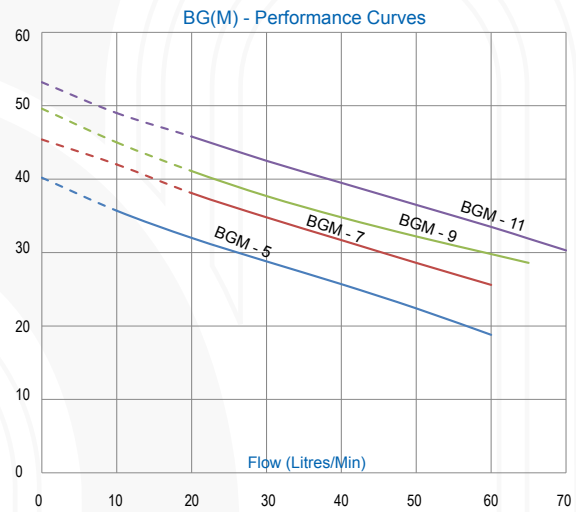
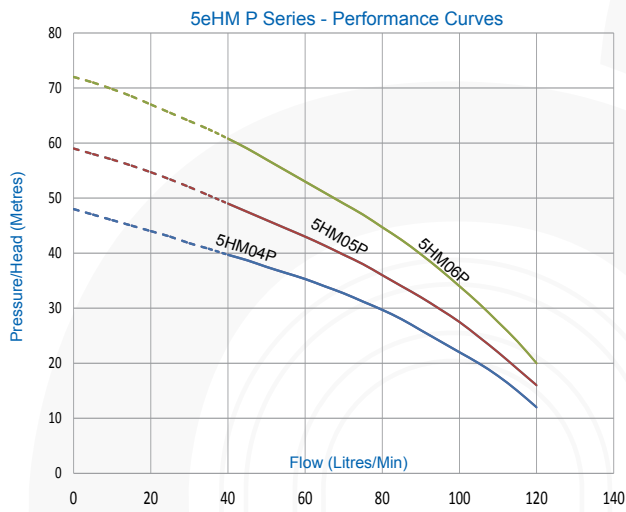
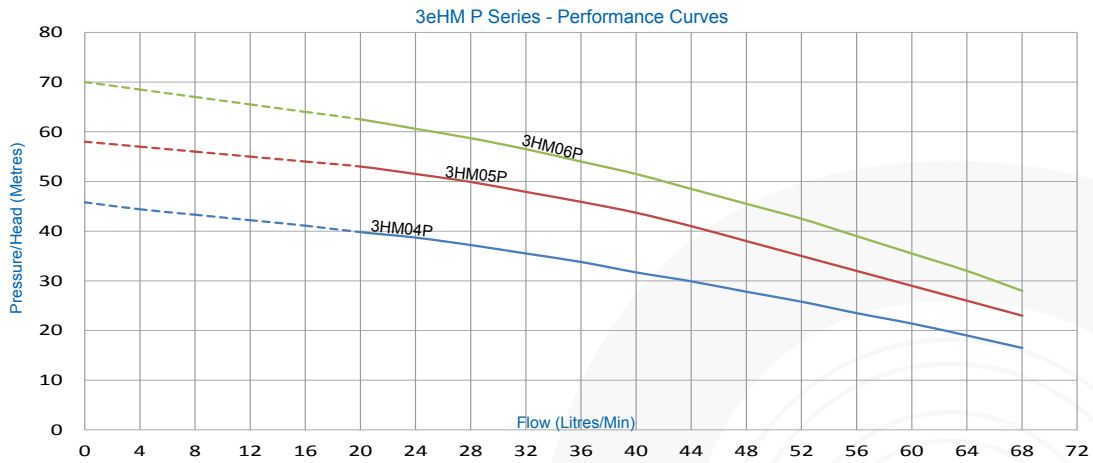
Electronic controller for simple control of domestic pumps. The electronic pressure-flow regulator monitors the pressure and flow rate within the system to protect and control the pump.

- Dry run protection
- Overload protection
- Auto reset
- Adjustable start pressure
- Surge tank - 3 litre
- Digital pressure and flow indicator
- Built in non-return valve




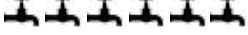


## e-HM - P SERIES

Model	Power	Flow Range	Pressure Range	Number of Outlets
3HM04P	0.55 kW	20 - 70 l/min	410 - 170 KPa	
3HM05P	0.75 kW	20 - 70 l/min	560 - 280 KPa	
3HM06P	0.95 kW	20 - 70 l/min	680 - 330 KPa	
5HM04P	0.75 kW	40 - 120 l/min	430 - 180 KPa	
5HM05P	0.95 kW	40 - 120 l/min	530 - 210 KPa	
5HM06P	1.10 kW	40 - 120 l/min	640 - 260 KPa	



## BGM SERIES

Model	Power	Flow Range	Pressure Range	Number of Outlets
BGM-5	0.55 kW / 0.75 Hp	10 - 60 l/min	350 - 170 KPa	
BGM-7	0.75 kW / 1.0 Hp	20 - 60 l/min	380 - 250 KPa	
BGM-9	0.90 kW / 1.2 Hp	20 - 65 l/min	400 - 270 KPa	
BGM-11	1.10 kW / 1.5 Hp	20 - 70 l/min	450 - 300 KPa	



Melbourne (03) 9793 9999  
 Sydney (02) 9671 3666  
 Brisbane (07) 3200 6488  
[www.brownbros.com.au](http://www.brownbros.com.au)



Dealer Details  
 AUSTRALIAN DISTRIBUTOR

CALL 1300 789 466  
 When Pump Knowledge Matters  
[www.kelairpumps.com.au](http://www.kelairpumps.com.au)