

Lowara



Z8 Series
Submersible pumps for 8" wells
manufactured in stainless steel



Engineered for life

The Z8 Series

Submersible pumps manufactured in stainless steel for 8" wells

- **Robust design**
- **High corrosion resistance**
- **Economical operation**
- **Reliability**
- **All hydraulic parts built in stainless steel**

50 - 60 Hz versions available

50 Hz Versions:

Delivery up to 180 m³/h; head up to 550 m

60 Hz Versions:

Delivery up to 215 m³/h; head up to 550 m

This robust and lightweight pump is easy to disassemble and resists corrosion even in aggressive environments.

Impellers, diffusers, shaft and coupling manufactured in stainless steel.

Guide bearings on all the stages ensure resistance to wear and guarantee constantly reliable hydraulic characteristics over time.

The new "dynamic" wear ring reduces hydraulic losses to a minimum and keeps the pump from blocking during stand-by periods.


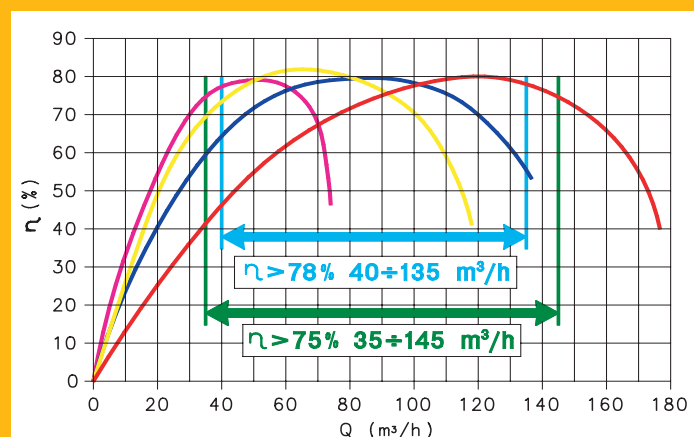
All pumps can be coupled to NEMA-Standard motors.

Version on request

- Pump completely manufactured in DUPLEX stainless steel particularly used in highly aggressive water applications.

Applications

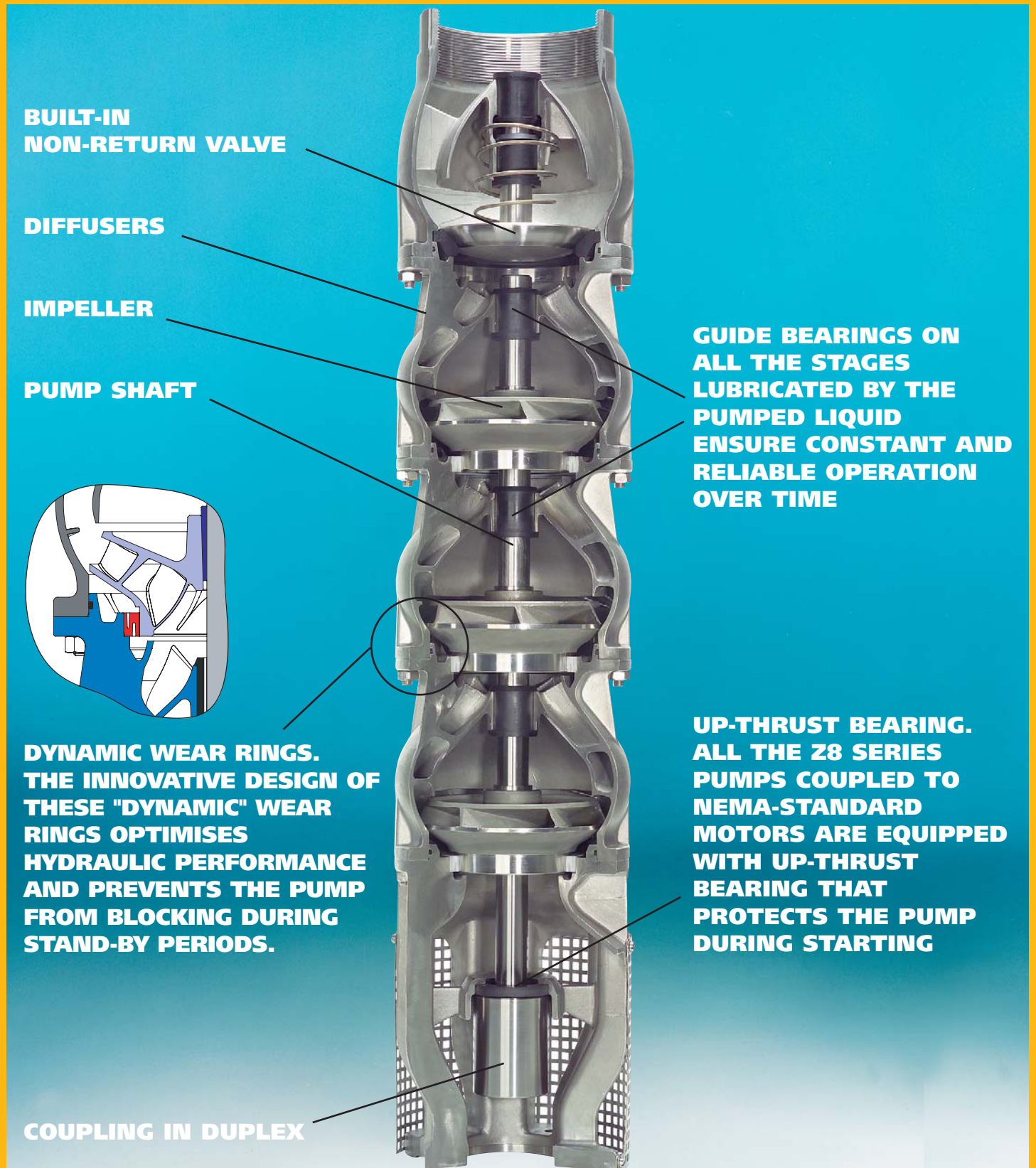
- Water supply from deep wells
- Pressure boosting and water distribution in civil and industrial systems
- Water level control
- Irrigation
- Fire-fighting
- Mining



ALWAYS THE IDEAL CHOICE

All the Z8 Series pumps offer efficiency of between 80 - 82% and therefore all the work points selected between 40 and 135 m³/h have efficiencies always equal to or higher than 78%.

THE Z8 8" SERIES IN STAINLESS STEEL

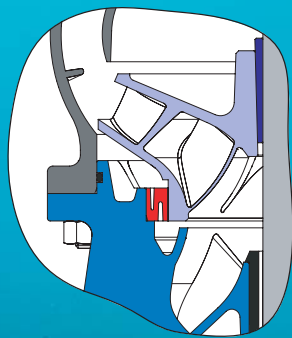


**BUILT-IN
NON-RETURN VALVE**

DIFFUSERS

IMPELLER

PUMP SHAFT



DYNAMIC WEAR RINGS. THE INNOVATIVE DESIGN OF THESE "DYNAMIC" WEAR RINGS OPTIMISES HYDRAULIC PERFORMANCE AND PREVENTS THE PUMP FROM BLOCKING DURING STAND-BY PERIODS.

COUPLING IN DUPLEX

GUIDE BEARINGS ON ALL THE STAGES LUBRICATED BY THE PUMPED LIQUID ENSURE CONSTANT AND RELIABLE OPERATION OVER TIME

UP-THRUST BEARING. ALL THE Z8 SERIES PUMPS COUPLED TO NEMA-STANDARD MOTORS ARE EQUIPPED WITH UP-THRUST BEARING THAT PROTECTS THE PUMP DURING STARTING

COMPONENTS IN STAINLESS STEEL



VALVE BODY

The built-in non-return valve was designed to reduce pressure losses due to friction during pump operation. The spring ensures the efficient operation of the valve under all conditions and protects the hydraulic system from damage of water hammering.




IMPELLER

The design of the new Z8 Series impellers combined with the constructive technology employed guarantees high performance and stable efficiency over time.



STAGE CASING

The new Series Z8 stage casing designed using by FEA (Finite Element Analysis) has permitted the use of light weight and high mechanical strength components. Pressure guaranteed to 550 mcw.

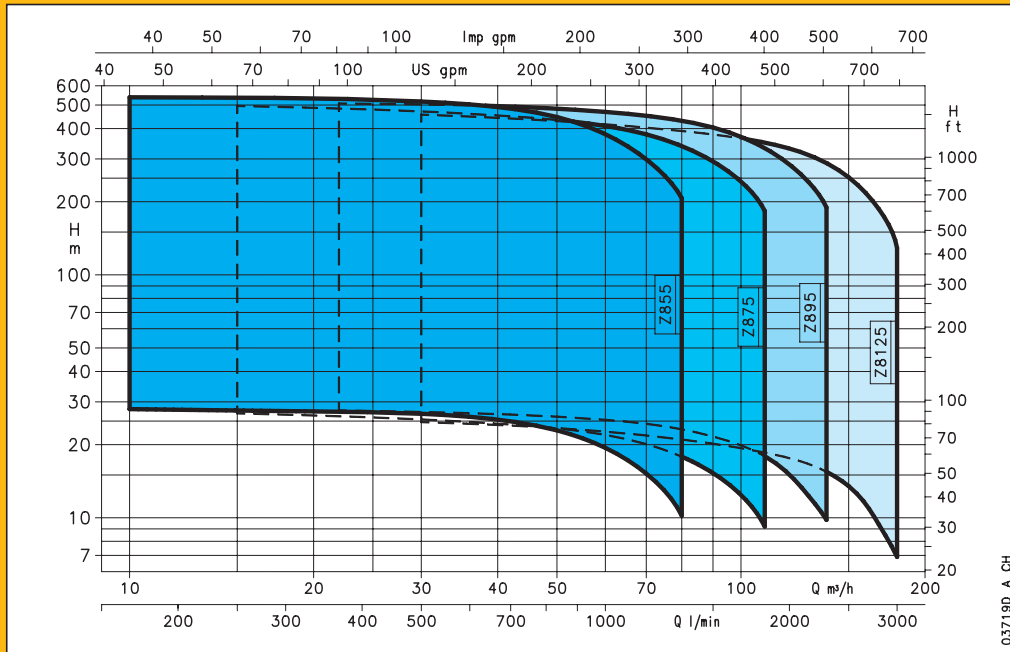


SUCTION SUPPORT

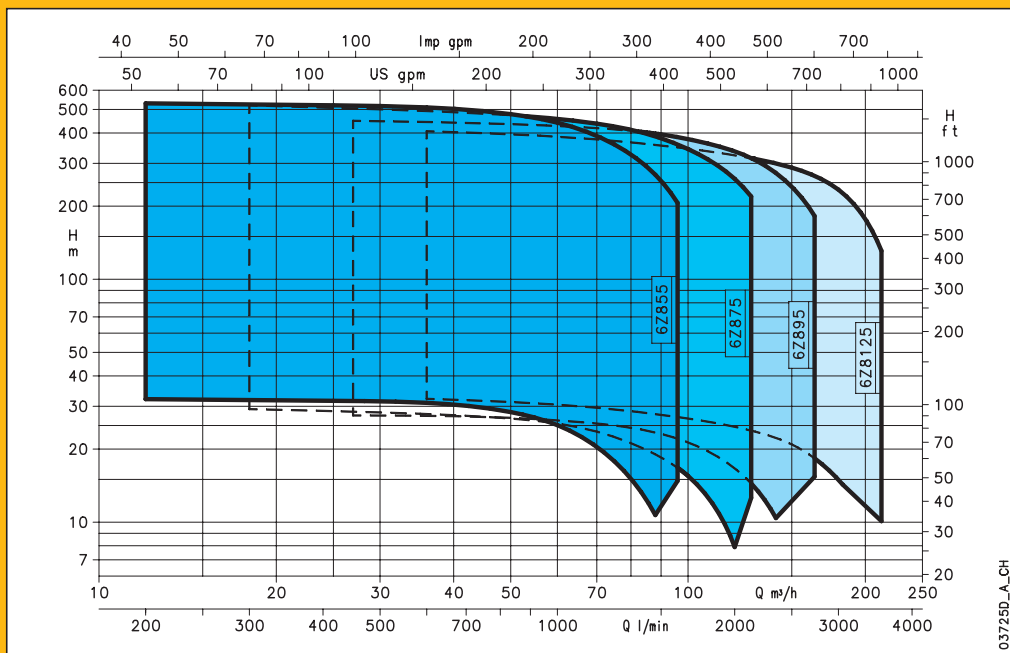
The stainless steel suction support ensures stiffness and stability in coupling with all NEMA Standard motors.

- **STRENGTH**
- **RELIABILITY**
- **EASY MAINTENANCE**

Z8 SERIES OPERATING CHARACTERISTICS AT 50 Hz



Z8 SERIES OPERATING CHARACTERISTICS AT 60 Hz



Lowara

AUSTRALIAN DISTRIBUTOR



KelairPumps

CALL 1300 789 466

When Pump Knowledge Matters

www.kelairpumps.com.au