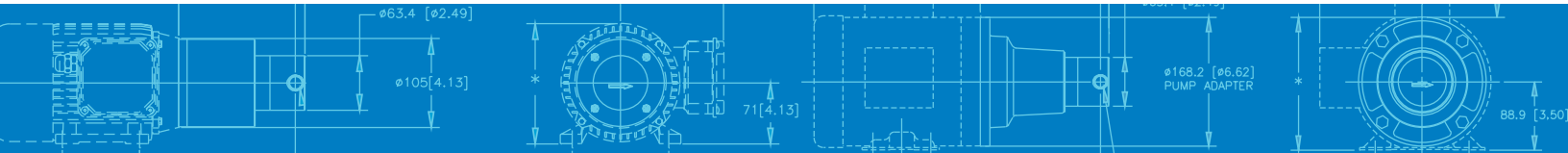


# Series GC

## MAGNETIC DRIVE GEAR PUMP



When you need a pump that delivers high-performance in a compact package, Series GC is an excellent solution. Series GC pumps provide precise, pulseless flow for a wide range of fluid temperatures. Featuring Micropump's suction shoe design, the pumps self-compensate for wear ensuring near zero slip and a long pump life.



### SUCTION SHOE STYLE PUMPS

Suction shoe style pumps self-compensate for wear, are excellent for continuous duty processes, and offer improved efficiencies when pumping at higher pressures

### SMALL SIZE

The miniature package size of the Series GC is easily incorporated into the design of many systems.

### FLUID PATH INTEGRITY

The magnetic drive and static o-ring seal(s) keep the fluid securely inside the pump and potential contaminants out.

### SMOOTH PULSELESS DELIVERY

Positive displacement, helical gears provide consistent fluid delivery in continuous processes.

### CHEMICALLY RESISTANT

Series GC has a long-life in aggressive environments.

### EASY TO SERVICE

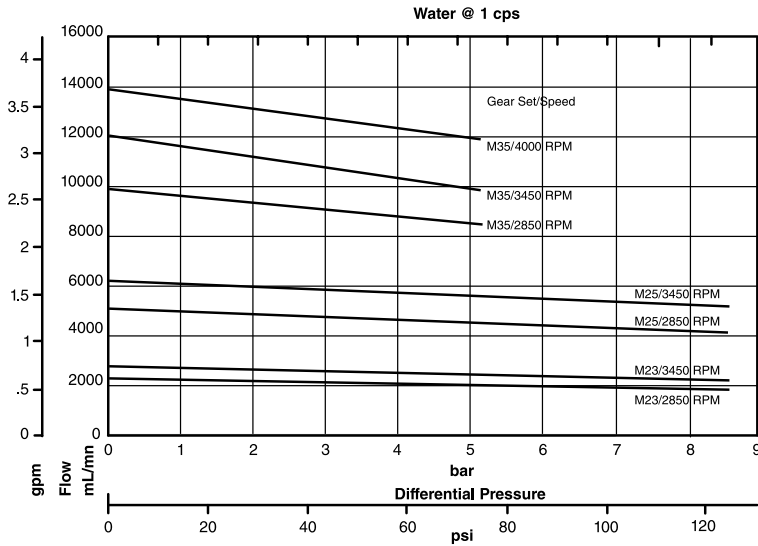
Series GC pumps are easy to service using a Micropump service kit and simple hand tools.

### WIDE RANGE OF CONFIGURATIONS

Micropump's designs offer a wide range of configurations to meet your more challenging requirements including:

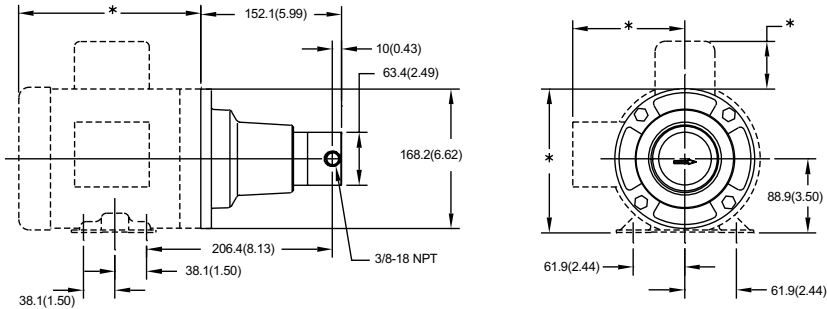
- ▶ Two and three gear versions
- ▶ Multiple gear, body, and o-ring materials
- ▶ High-torque magnets
- ▶ NEMA, IEC, and Micropump drive mounts

# PUMP PERFORMANCE



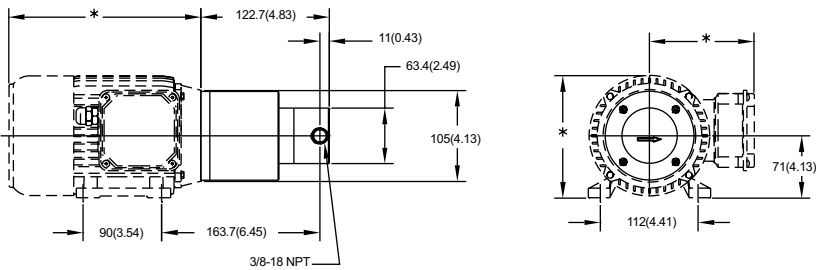
# DIMENSIONS

## NEMA 56C MOUNT



Units: mm(in). Nominal dimensions shown.

## IEC 71-B14-MOUNT



Units: mm(in). Nominal dimensions shown.



Micropump, Inc | A Unit of IDEX Corp. | 1402 NE 136th Avenue • Vancouver, WA 98684  
www.micropump.com

ACTUAL PERFORMANCE MAY VARY. Specifications are subject to change without notice. ©2016 Micropump, Inc., A Unit of IDEX Corporation. Micropump and the Micropump logo are registered trademarks of Micropump, Inc.

REV.12/2021

# PERFORMANCE SUMMARY

## FLOW RATE AT 4000 RPM

- ▶ 13.9 L/min (3.7 US gpm)

## DISPLACEMENT

- ▶ Gear Set M23 M25 M35
- ▶ mL/rev 0.81 1.82 3.48
- ▶ US gal/1000 rev 0.21 0.48 0.92

## MAXIMUM RATED DIFFERENTIAL PRESSURE

- ▶ 8.6 Bar (125 psi)

## MAXIMUM RATED SYSTEM PRESSURE

- ▶ 103 Bar (1500 psi)

## TEMPERATURE RANGE

- ▶ -46 to 177 °C (-50 to 350 °F)

## VISCOSITY RANGE

- ▶ 0.5 to 1500 cps

## MAXIMUM SPEED

- ▶ 4000 rpm

# PUMP CONSTRUCTION

- ▶ Magnetic drive gear pump
- ▶ Suction shoe style
- ▶ Two or three helical gears
- ▶ Stationary shafts
- ▶ O-ring seal

# WETTED MATERIALS

## BASE MATERIAL

- ▶ 316 stainless steel ▶ Alloy 276
- ▶ Titanium ▶ Alloy 20

## GEARS

- ▶ PEEK
- ▶ PPS

## STATIC SEALS

- ▶ FKM ▶ FFKM
- ▶ TEV ▶ EP

# MAGNETS

## DRIVEN AND DRIVING

- ▶ Ferrite
- ▶ Rare earth

# PRODUCT ENHANCEMENTS

- ▶ 3/8 - 18(F) NPT Side Port

AUSTRALIAN DISTRIBUTOR



CALL 1300 789 466

When Pump Knowledge Matters

www.kelairpumps.com.au